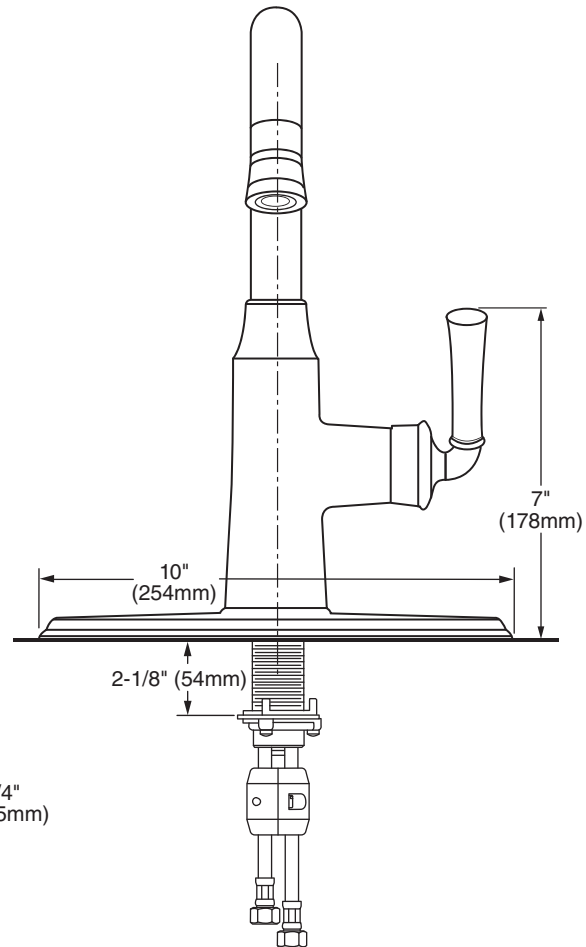
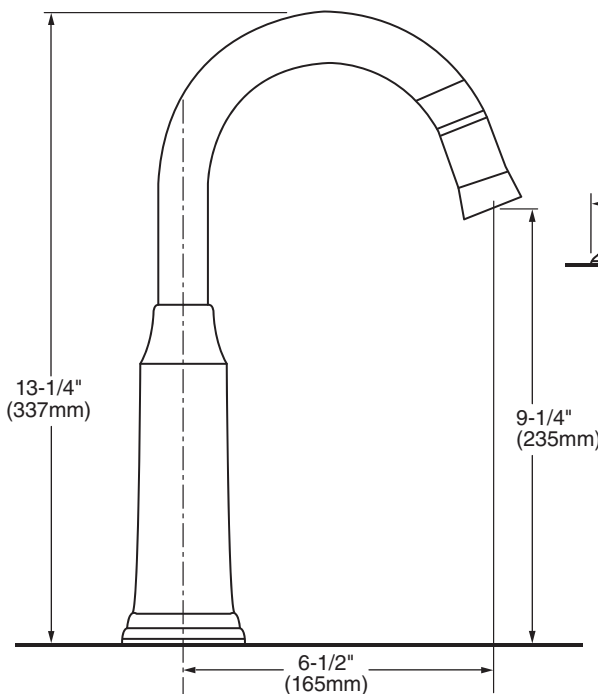




MODEL NUMBER:

□ 4285.410 Bar Faucet with Pull-Down Spray



GENERAL DESCRIPTION:

Zinc diecast body with brass swivel spout and metal lever handle. Pull-down spray head. Washerless 35mm ceramic disc valve cartridge. Complete with two integral check valves. Braided flexible supply hoses with 3/8" compression connectors. 2.2 gpm/8.3Lmin. maximum flow rate.

PRODUCT FEATURES:

Ceramic Disc Valve Cartridge: Assures smooth, precise valve control and a lifetime of drip-free, maintenance-free performance.

Memory Position Valving: Allows user to turn valve on and off at preferred temperature setting without readjusting handle position each time.

Lead Free: Faucet contains $\leq 0.25\%$ total lead content by weighted average.

Pull-down Spray: Single feature spray.

Integral Check Valves: Prevents back flow.

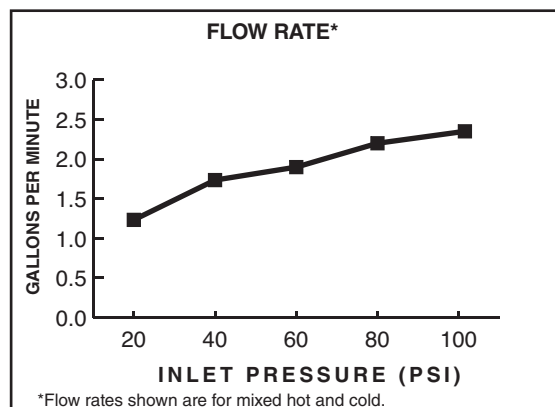
SUGGESTED SPECIFICATION:

Single control bar faucet shall feature a zinc diecast body with pull-down spray. Shall also feature washerless ceramic disc valve cartridge, flexible supply hoses and two integral check valves. Fitting shall be American Standard Model # 4285.410.____.

CODES AND STANDARDS


These products meet or exceed the following codes and standards:

ANSI A117.1
ASME A112.18.1
NSF 61/Section 9 & Annex G
CSA B125



2.2gpm/8.3L/min. FLOW RATE

Product Number	Description	Finish Options		
		Polished Chrome	Stainless Steel (PVD)	Oil Rubbed Bronze
		002	075	224
4285.410	Single control pull-down bar faucet			

 Meets the American Disabilities Act Guidelines and **ANSI A117.1** Requirements for the physically challenged.